

Elements™

Inspired by nature, and designed to simulate the aesthetic movement and interest of mid and high fire glazes.



Jungle Gems™ Crystal Glaze

Featuring crystals that bloom into unique and beautiful surfaces. Try in combination with other glazes.



STONEWARE

Depth, sophistication, and reliability for artists working from mid-range to high fire temperatures.



MC476E 6/24
Mayco Colors
Coloramics, LLC
4077 Weaver Court South
Hilliard, OH 43026

614-675-2020
info@maycocolors.com
MaycoColors.com



Stroke & Coat®

The Creative Choice



MaycoColors.com





Stroke & Coat® glazes can be applied to earthenware, stoneware, terracotta, or porcelain surfaces of clay or bisque and can be fired from cones 06 to 6, with most colors reaching cone 10 in oxidation or reduction fire.

Stroke & Coat® is a heavily pigmented, viscous glaze line that can be used for brush strokes or opaque coverage. Use these glazes to create intricate, detailed designs and butt up to one another without colors moving. When used in a majolica process, Stroke & Coat® will not move nor blend with the colors beneath. Stroke & Coat® colors are intermixable, allowing artists to create custom shades. Thin with water or media to create a “wash” or watercolor style of design. Because the liquid color is consistent with the fired color, artists will have no trouble visualizing finished results as they create.

Performing just as their counterpart, Speckled Stroke & Coat® glazes are an enhanced version of popular Stroke & Coat® colors. The addition of small specks of color to the base glaze provides a fun visual interest that does not melt or flow during the glaze firing.

AP Certified Non-Toxic, Food Safe and Dinnerware Safe when used according to manufacturer's directions. Stroke & Coat® glazes are suitable for artists of all ages. And because of its versatility, it is the ideal product of choice for studio, classroom, potter or fine artist. Stroke & Coat® - *The Creative Choice.*

New Glazes




SC100 Makin Me Blush
 SC101 Spruce It Up
 SC102 Just Peachy
 SC103 Lavendear
 SC104 Grape Expectations



MaycoColors.com



SC016 Cotton Tail
 SC037 Ivory Tower
 SC055 Yella Bout It
 SC006 Sunkissed
 SC042 Butter Me Up
 SC024 Dandelion
 SC097 Cant-elope
 SC102 Just Peachy
 SC023 Jack O'Lantern
 SC075 Orange-A-Peel
 SC050 Orange Ya Happy
 SC002 Melon-choly
 SC089 Cutie Pie Coral
 SC088 Tu Tu Tango
 SC073 Candy Apple Red
 SC074 Hot Tamale
 SC087 Ruby Slippers
 SC081 Cinnamon Stix
 SC100 Makin Me Blush
 SC001 Pink-A-Boo
 SC070 Pink-A-Dot
 SC095 Pinkie Swear
 SC017 Cheeky Pinky
 SC018 Rosey Posey
 SC003 Wine About It
 SC040 Blueberry Hill
 SC013 Grapel
 SC085 Orkid
 SC103 Lavendear
 SC053 Purple Haze
 SC072 Grape Jelly
 SC071 Purple-licious
 SC033 Fruit of the Vine
 SC104 Grape Expectations
 SC045 My Blue Heaven



General Use


One coat of Mayco Stroke & Coat® will create a translucent finish with subsequent coats adding opacity. We suggest 2-3 coats for full opacity and all over coverage. Let dry between coats. Stroke & Coat® glazes will fire to a gloss finish without clear glaze. However, if desired, a clear glaze (such as NTCLR Clear One Dipping Glaze or S2101 Crystal Clear Brushing) can be added. For application on wet or leatherhard clay and firing to cone 04, colors will retain their vibrancy with huge time savings. We recommend leaving an area unglazed, such as the back or bottom of the unfired piece, to allow for out-gassing of the clay during the single-firing process. Limit coverage to 2 coats including any design work when applied to wet clay.

Stroke & Coat® glazes have been formulated to mature at cone 06/05. Most Stroke & Coat® glazes will maintain their color at higher temperatures, especially reds, oranges, yellows, greens, and blues. Their performance at cone 6 is noted on each individual product label with any changes. We recommend testing on your clay and in your kiln prior to use. Results at cone 6 can be found at the end of the brochure.

Stroke & Coat® glazes are AP Certified Non-Toxic, Food Safe and Dinnerware Safe when used according to manufacturer's directions.



Speckled Stroke & Coat®



Speckled Stroke & Coat® glazes provide a fun visual interest!

Apply directly to wet or leatherhard clay bodies, such as terracotta.



Stroke & Coat® Class Packs

Stroke & Coat® glazes are available in assortments that include our most popular colors. Great choice for the classroom or studio. **Value priced** packs are available in 2 oz and pints.

Stroke & Coat® Kit 1

SKKIT1
Contains 12 - 2 oz. squeeze bottles, one each of the following colors.



- SC016 Cotton Tail
- SC006 Sunkissed
- SC075 Orange-A-Peel
- SC074 Hot Tamale
- SC018 Rosey Posey
- SC013 Grapel
- SC011 Blue Yonder
- SC012 Moody Blue
- SC026 Green Thumb
- SC036 Irish Luck
- SC014 Java Bean
- SC015 Tuxedo

Stroke & Coat® Kit 3

SKKIT3
Contains 12 - 2 oz. squeeze bottles, one each of the following colors.



- SC016 Cotton Tail
- SC006 Sunkissed
- SC023 Jack O'Lantern
- SC073 Candy Apple Red
- SC001 Pink-A-Boo
- SC003 Wine About It
- SC031 The Blues
- SC012 Moody Blue
- SC036 Irish Luck
- SC027 Sour Apple
- SC048 Camel Back
- SC015 Tuxedo

Stroke & Coat® Kit 2

SKKIT2
Contains 12 - 2 oz. squeeze bottles, one each of the following colors.



- SC016 Cotton Tail
- SC024 Dandelion
- SC001 Pink-A-Boo
- SC017 Cheeky Pinky
- SC003 Wine About It
- SC030 Blue Dawn
- SC028 Blue Isle
- SC010 Teal Next Time
- SC008 Just Froggy
- SC020 Cashew Later
- SC025 Crackerjack Brown
- SC015 Tuxedo

Speckled Stroke & Coat® Kit

SPKIT2
Contains 12 - 2 oz. squeeze bottles, one each of the following colors.



- SP216 Speckled Cotton Tail
- SP206 Speckled Sunkissed
- SP274 Speckled Hot Tamale
- SP270 Speckled Pink-A-Dot
- SP213 Speckled Grapel
- SP245 Speckled My Blue Heaven
- SP211 Speckled Blue Yonder
- SP212 Speckled Moody Blue
- SP226 Speckled Green Thumb
- SP227 Speckled Sour Apple
- SP254 Speckled Vanilla Dip
- SP215 Speckled Tuxedo



Stroke & Coat® glazes can be used in many creative ways, such as this bubble technique. For this project and other inspirational ideas, visit MaycoColors.com for our extensive Project Library.

Stroke & Coat® glazes can be applied to wet or leatherhard clay as well as bisque, fired from cone 06 to 10, in oxidation or reduction. Apply for all over coverage or in a painterly style, Stroke & Coat® can be the star or play a supporting role in endless glaze combinations. It is the ideal product of choice for the studio, classroom, potter, and fine artists.



Light over Dark

Lighter colors can be used over dark colors, remaining bright and opaque and will not blend with colors underneath.



Gloss without clear glaze

Stroke & Coat® will fire glossy without addition of a clear glaze. Clear glaze can be added if additional glossiness is desired or Stroke & Coats® glazes have not been applied in a consistent, overall coverage onto unglazed dinnerware.



1, 2, 3 coats

One coat of Stroke & Coat® glazes result in a translucent effect with additional coats adding opacity. Stroke & Coat® glazes are heavily pigmented and will not streak, no matter the number of coats.



On Greenware/Clay

Apply Stroke & Coat® directly to wet or leatherhard clay and fire to cone 04. Colors retain their vibrancy with huge time savings. As an alternative, you could also use Stroke & Coat® in a wash technique, add a coat of clear glaze and fire to cone 04. Note: we recommend leaving an area unglazed such as bottom or back for outgassing during firing. Limit coverage to 2 coats including any design work when applied to wet clay.

No Fail Reds

The Stroke & Coat® red hues are the best on the market. SC073 Candy Apple Red and SC074 Hot Tamale are easy to use and fire red every time with no special application or extra attention during firing. Great for kids and students, and perfect for the potter looking for red coloring up to cone 10.



SC073
Candy Apple Red



SC074
Hot Tamale




SC087
Ruby Slippers



SC081
Cinnamon Stix

Intermixable for custom colors

Stroke & Coat® glazes are intermixable, easily create custom colors for specialized designs and various skin and blush tones. Perfect for the art educator looking for a tool to teach color theory or create a broader palette with just a few colors.



SC012
Moody Blue



SC006
Sunkissed



custom green



Surface Techniques

Expand your concept of the bright, colorful and multi-purposed Stroke & Coat®. With the ease of use, Stroke & Coat® glazes allow a wide array of surface decorating techniques ranging from sgraffito, majolica, and silkscreening, to Batik, marbelizing and watercolor effects.



Glaze Sgraffito

"To scratch" in Italian, sgraffito is produced by applying layers of Stroke & Coat® and carving through the glaze to create depth and add contrast to your designs. An impactful and dramatic way to use Stroke & Coat® on your ceramics or clay surface.



Majolica

Stroke & Coat® glazes are perfect for majolica techniques. Base coat your ware with Foundations® and add your design with Stroke & Coat® glazes. The integrity of your design will remain unchanged as these glazes will not move or combine with surrounding color.



Silkscreen

Mix AC310 Silkscreen Medium with any Stroke & Coat® color to screen-print quickly and easily, creating fine details with your favorite Designer Silkscreen from Mayco.



Batik

Break the rules. Use a hairdryer to rapidly dry the Stroke & Coat® design. The resulting cracks will show the underlying base glaze.



Marbelizing

This effect can be achieved by thinning Stroke & Coat® or Foundations® and by moving the ware side to side, using gravity to allow the glazes to flow together.

Watercolor Style

For a more traditional and painterly approach, dilute glazes with water to create a thinned watercolor-like glaze. Use these tints to layer for seamless blending. To preserve the integrity of the flower, use AC302 Wax Resist overtop.





Painterly Properties

Much like using an oil or watercolor, Stroke & Coat® glazes can be used to create a life-like portrait or landscape, using rendering, shading, blending and other painting techniques to add dimension and a sense of realism to your work.

Brushwork

Paint intricate patterns as Stroke & Coat® glazes will not move or bleed into surrounding colors. Double load color onto brushes or use specialty brushes such as CB106 Script Liner or CB202 Detail Liner to generate various shades of color and add dimension.



Glaze Combinations

Layer Stroke & Coat® colors when applying or use in combination with other glazes, such as Foundations®, Jungle Gems™ or Cobblestones, as shown to the left, to create unique looks. When used in a majolica technique, colors will not move or blend with surrounding colors.





Stroke & Coat® at Cone 6

SC016 Cotton Tail	SC037 Ivory Tower	SC055 Yella Bout It	SC006 Sunkissed	SC042 Butter Me Up
SC024 Dandelion	SC097 Cant-elope	NEW! SC102 Just Peachy	SC023 Jack O'Lantern	SC075 Orange-A-Peel
SC050 Orange Ya Happy	SC002 Melon-choly	SC089 Cutie Pie Coral	SC088 Tu Tu Tango	SC073 Candy Apple Red
SC074 Hot Tamale	SC087 Ruby Slippers	SC081 Cinnamon Stix	NEW! SC100 Makin Me Blush	SC001 Pink-A-Boo
SC070 Pink-A-Dot	SC095 Pinkie Swear	SC017 Cheeky Pinky	SC018 Rosey Posey	SC003 Wine About It

Mid-Range

Many Stroke & Coat® glazes perform well at mid-range (cone 5/6) and higher temperatures (cone 9/10). Darker colors such as red, orange, yellow, blue and green may darken compared to their cone 06 results. Lighter colors such as tan, purple and pink will fade. We recommend testing at your preferred firing temperature prior to use. Cone 6 performance is noted on each color's label.





Visit MaycoColors.com to explore Speckled Stroke & Coat® at cone 6 temperatures. Cone 6 performance is also noted on each color's label.